



# ALUMINIUM GATES

# A BETTER ENTRANCE STARTS WITH BETTER DECISIONS

The right gate does more than close off a driveway. It changes the way your home looks, the way it feels, and the way you use it every day.

It can give you more privacy from the road. More confidence in the security of your entrance. A stronger first impression when you arrive home. And, when designed properly, it can make access simpler, safer and more convenient too.

That is why choosing a gate should never begin with style alone. It should begin with the way you live.

Do you want to create more privacy? Do you want a gate that complements the property rather than dominating it? Do you want a manual gate, or the convenience of automation? Do you want a stocked design with a faster route to installation, or a more bespoke solution tailored around your exact opening and preferences?

At **AGBE Services**, we help homeowners answer those questions properly. We do not just supply gates. We help specify the right gate for the property, the right operating method for the space, and the right system for the people using it every day.



# DESIGNED TO LOOK RIGHT. CHOSEN TO WORK RIGHT. INSTALLED TO LAST.

A premium gate should feel reassuring from the very beginning. Not confusing. Not over-technical.

Not like a compromise between appearance and practicality. That is why our approach is consultative from the start. We help you understand what will suit your

property, what options are available, and what needs to be considered before you move forward from privacy and proportions to automation, access control, and long-term servicing.

The result is a gate that does more than look impressive in a brochure. It works properly in real life.

- **Specialists in automatic gates, barriers, servicing and access control**
- **Professional installation**
- **Homeowner-focused advice**
- **Long-term support and maintenance**



# THE BEST-LOOKING GATE IS NOT ALWAYS THE RIGHT GATE

A gate can look perfect in a photograph and still be wrong for the property. The right choice depends on more than style. It depends on how much privacy you want, how the driveway is laid out, how much space is available to open the gate, whether the ground rises behind the entrance, whether automation is planned, and whether you want the speed of a stocked design or the flexibility of a bespoke one. That is why this brochure has been built to help you make a more informed decision.

## PRIVACY

Do you want a fully private design, a semi-private design, or a more open entrance?

## PROPERTY STYLE

Does your home suit a clean flat-top design, a softer curved profile, or a stronger architectural statement?

## OPERATION

Would a swing gate suit the space best, or would sliding operation be more practical?

## BUYING ROUTE

Would you benefit more from a stocked gate with faster availability, or a bespoke gate with wider design freedom?

## EVERYDAY USE

Will the gate be used manually, automated later, or supplied as a complete automated entrance from day one?

# FIND THE GATE THAT FITS THE WAY YOU LIVE

The easiest way to narrow your choice is to start with the questions that matter most. Not every homeowner wants the same thing from a gate. Some prioritise privacy. Some want a softer, more traditional appearance. Some want the cleanest possible contemporary design. Others want a gate that is ready to move forward quickly in standard sizes. This selector is designed to help you compare styles more intelligently before you move into the individual gate chapters.



## PRIVACY LEVEL

Full privacy, semi-private, or open design.



## TOP STYLE

Flat top, curved top, or architectural feature design.



## GATE FORMAT

Swing, sliding, side gate, or complete entrance system.



## BUYING ROUTE


Stock or bespoke.



# EMERALD

## Full privacy. Flat top. Contemporary design. Stock availability.

A strong choice for homeowners who want a clean modern look, added privacy, and a faster route to installation.



### Available colours:



Other RAL colours  
are available  
check page 44

## COMPLETE PRIVACY WITH CLEAN CONTEMPORARY DESIGN

The Emerald is a modern aluminium gate designed for homeowners who want a more private, more considered entrance without the complexity of a fully bespoke buying process.

With its flat-top profile, vertical solid-boarded infill and clean horizontal cross detail, it creates a strong architectural look that feels smart, secure and well balanced from the street.

As part of the AGBE stock range, the Emerald offers a premium aluminium finish with a quicker, simpler route to installation. It is a strong choice for homeowners who want a gate that looks high-end, adds privacy, and is available in practical standard formats for driveway and side access.

**SIDE GATES AVAILABLE  
WITH THIS DESIGN**

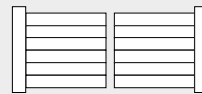
## WHY HOMEOWNERS CHOOSE EMERALD

Full privacy; clean modern styling; fast, practical buying route; 10-year warranty; manual or automation-ready.

## BEST SUITED TO

Privacy-first homes; contemporary properties; driveways where a flat-top design complements the architecture; homeowners who want premium appearance with a more straightforward specification route.


### Available Stock formats



Driveway Swing Gates



Side Gates



Driveway Sliding Gates



Pedestrian Gates

### Stock Swing Sizes

Widths: 3000mm, 3500mm and 4000mm.  
Heights: 1600mm, 1800mm and 2000mm.

### Stock Side Gate Sizes

Widths: 900mm and 1000mm  
Heights: 1600mm, 1800mm and 2000mm.

### Bespoke Swing Sizes

Widths: Up to 5000mm  
Heights: Up to 2400mm

### Bespoke Side Gate Sizes

Widths: Up to 2500mm  
Heights: Up to 2400mm

### Construction

The stock Emerald uses 2mm end profiles and a 2mm cross profile.

### Important to know

The Emerald is a stock solution, but the right final setup still depends on the property. Opening width, levels, post requirements, clearance, and whether the gate will be manual or automated all need to be checked before installation.




ABBAMS  
FARM

# LIBERTY

## Full privacy. Curved top. Timeless styling. Stock availability.

A strong choice for homeowners who want a softer, more traditional look with added privacy.



### Available colours:



Other RAL colours  
are available  
check page 44

## COMPLETE PRIVACY WITH CLEAN CONTEMPORARY DESIGN

The Liberty is a modern aluminium gate designed for homeowners who want a more traditional silhouette without losing the clean finish and low-maintenance benefits of aluminium. With its curved top, vertical infill panels and central cross detail, it creates a balanced, welcoming look that feels substantial and well proportioned from the street.

As part of the AGBE stock collection, the Liberty offers a premium aluminium finish with a quicker, simpler route to installation. It is a strong choice for homeowners who want a gate that feels classic rather than sharp-edged, adds privacy, and is available in practical standard formats for driveway and side access.

## SIDE GATES AVAILABLE WITH THIS DESIGN

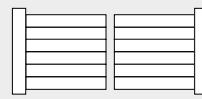
## WHY HOMEOWNERS CHOOSE LIBERTY

Liberty brings together stronger privacy, a softer curved-top profile and a practical stock-led route, giving homeowners a more traditional look.

## BEST SUITED TO

Best suited to traditional or transitional homes, privacy-first driveways and entrances where a softer curved-top design feels more natural than a flat-top alternative.


### Available formats



Driveway Swing Gates



Side Gates



Driveway Sliding Gates



Pedestrian Gates

### Stock Swing Sizes

Widths: Up to 4000mm

Heights: 1600mm, 1800mm and 2000mm.

### Side Gate Sizes

Widths: 900mm and 1000mm

Heights: 1600mm, 1800mm and 2000mm.

### Construction

The stock Liberty uses 2mm end profiles, 2mm cross profiles and bolted construction for a dependable, quick-turnaround specification.

### Important to know


Liberty is a stock solution, but the right final setup still depends on width, levels, hinge and post requirements, clearance, and whether the gate will be manual or automated.



# JADE

## Full privacy. Flat top. Bespoke design. Greater flexibility.

A strong choice for homeowners who want a clean modern entrance with more freedom over size, finish, and configuration.



### Available colours:



Other RAL colours  
are available  
check page 44

## WHY HOMEOWNERS CHOOSE JADE

Jade combines full privacy, crisp flat-top styling and true bespoke flexibility, making it ideal for projects where a standard stock gate would feel too limiting.

## BEST SUITED TO

Best suited to contemporary homes, privacy-first properties and wider or more unusual openings where bespoke sizing, finish choice and operating flexibility are important.

## COMPLETE PRIVACY WITH A SHARPER BESPOKE FINISH

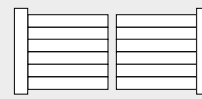
The Jade is a modern aluminium gate designed for homeowners who want a fully private entrance with a crisp flat-top shape and the added flexibility of a bespoke specification.

With its clean vertical infill panels and simple full-privacy layout, it creates a strong contemporary appearance that feels smart, secure and well resolved from the street.

As part of the AGBE bespoke collection, the Jade offers a more tailored route than a stock gate. It is a strong choice for homeowners who want a private gate with more freedom over size, finish, operating format and overall configuration.

## SIDE GATES AVAILABLE WITH THIS DESIGN


### Available formats



Driveway Swing Gates



Side Gates



Driveway Sliding Gates



Pedestrian Gates

### Stock Swing Sizes

Widths: Up to 5000mm  
Heights: Up to 2400mm

### Sliding Gate Sizes

Widths: Up to 6000mm  
Heights: Up to 2400mm

### Construction

Jade uses heavier bespoke construction with 3mm end profiles, a 3mm/4mm cross-profile arrangement and 20mm infill boards for a more premium specification.

### Important to know

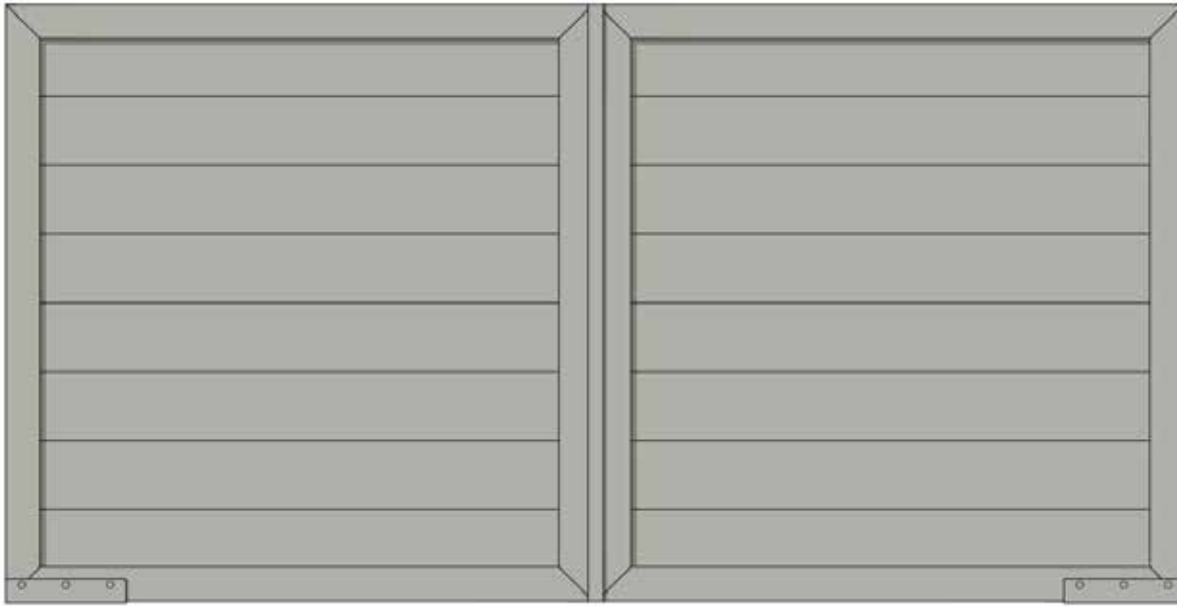
Because Jade is bespoke, it is especially well suited to unusual openings, wider formats, special finishes and more advanced operating requirements that go beyond a stock gate brief.



# OPAL

## Full privacy. Horizontal lines. Contemporary design. Bespoke availability.

A strong choice for homeowners who want a sleek modern entrance with privacy and a more architectural horizontal look.



## FULL PRIVACY WITH SLEEK HORIZONTAL STYLING

The Opal is a modern aluminium gate designed for homeowners who prefer the calm, premium feel of horizontal panels rather than vertical boarding.

With its flat-top design and full-privacy horizontal infill, it creates a broad, elegant look that feels especially suited to contemporary homes and wide frontages.

As part of the AGBE bespoke collection, the Opal offers a more tailored route to a private aluminium gate. It is a strong choice for homeowners who want privacy, but with a more design-led and less conventional look than a vertically boarded gate.

### Available colours:



Other RAL colours are available check page 44

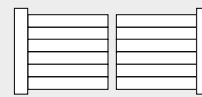
## WHY HOMEOWNERS CHOOSE OPAL

Opal gives homeowners full privacy with a wider, calmer look, making it a strong option when a premium contemporary frontage matters as much as privacy itself.

## BEST SUITED TO

Best suited to contemporary homes, wider frontages and design-led properties where horizontal detailing creates a cleaner, more architectural feel than vertical infill.


### Available formats



Driveway Swing Gates



Side Gates



Driveway Sliding Gates



Pedestrian Gates

### Stock Swing Sizes

Widths: Up to 5000mm

Heights: Up to 2400mm

### Sliding Gate Sizes

Widths: Up to 6000mm

Heights: Up to 2400mm

### Construction

Opal sits within the heavier-duty bespoke gate offer, giving it a more premium specification than a simplified stock route.

### Important to know

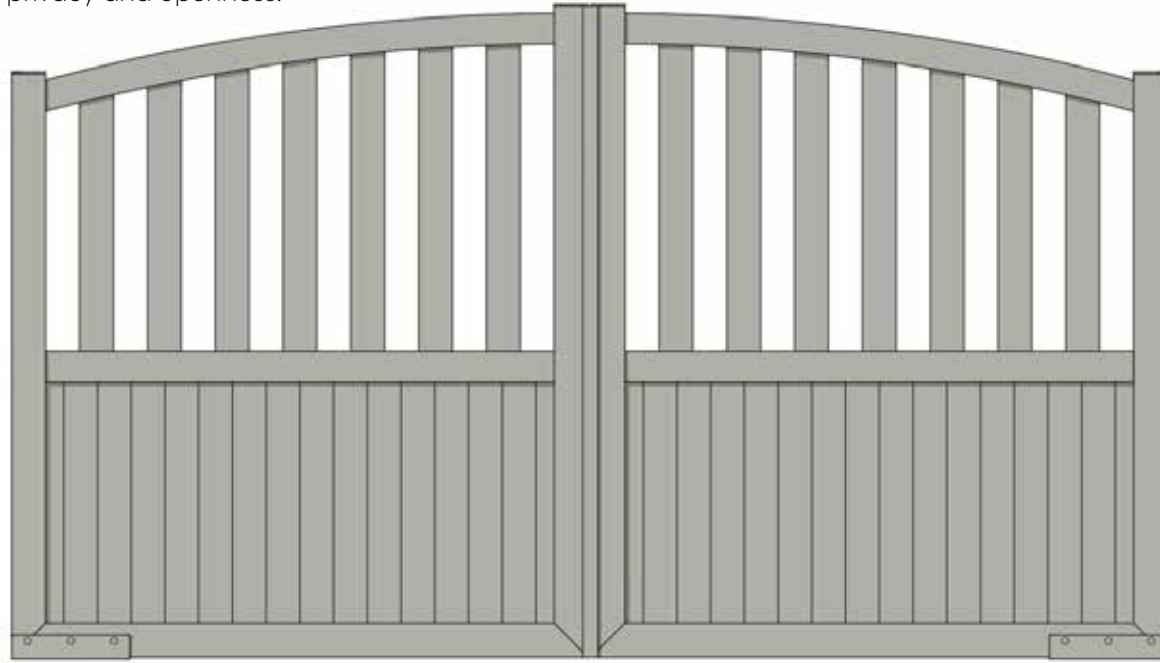
Opal is ideal when appearance and design language matter as much as privacy, but the final setup still depends on opening size, access method, site conditions and automation needs.



# FERN

## Semi-private. Curved top. Softer styling. Bespoke availability.

A strong choice for homeowners who want a lighter, more traditional entrance with a balance of privacy and openness.



### Available colours:



Other RAL colours  
are available  
check page 44

## WHY HOMEOWNERS CHOOSE FERN

Fern balances privacy, openness and softer styling, making it ideal for homeowners who want a welcoming entrance without the visual weight of a full privacy gate.

## BEST SUITED TO

Best suited to traditional or transitional properties, homes where full privacy would feel too closed-in, and projects where automation may be planned from the start.

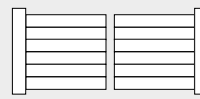
## A SOFTER CURVED-TOP DESIGN WITH A SEMI-PRIVATE FEEL

The Fern is a modern aluminium gate designed for homeowners who want a more traditional curved-top entrance with a lighter, more open character than a fully private gate. With its vertical infill panels below and open bars at the top, it creates a balanced look that feels elegant, approachable and well suited to a wide range of homes.

As part of the AGBE bespoke collection, the Fern offers a more substantial route than a stock gate. It is a strong choice for homeowners who want a softer silhouette, a semi-private appearance and thicker, automation-ready construction.

**SIDE GATES AVAILABLE WITH THIS DESIGN**


### Available formats



Driveway Swing Gates



Side Gates



Driveway Sliding Gates



Pedestrian Gates

### Stock Swing Sizes

Widths: Up to 5000mm

Heights: Up to 2400mm

### Sliding Gate Sizes

Widths: Up to 6000mm

Heights: Up to 2400mm

### Construction

Fern uses thicker bespoke construction that is designed to suit automation-ready installations and a more premium ownership route.

### Important to know

Fern works best where the customer wants a semi-private gate with a gentler, less imposing frontage, but final suitability still depends on opening size, levels and operating method.



# AMBER

## Semi-private. Single curve. Traditional feel. Bespoke availability.

A strong choice for homeowners who want a softer, more elegant entrance with privacy and a more tailored finish.



### Available colours:



Other RAL colours are available check page 44

## WHY HOMEOWNERS CHOOSE AMBER

Amber combines stronger privacy with a graceful curved profile, giving homeowners a more traditional and elegant entrance without losing the benefits of aluminium.

## BEST SUITED TO

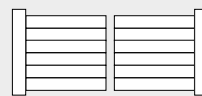
Best suited to traditional homes, detached properties and customers who want privacy with a softer silhouette, richer finish choice and a more bespoke feel.

## TRADITIONAL ELEGANCE WITH A SOFTER PRIVACY-FIRST CURVE

The Amber is a modern aluminium gate designed for homeowners who want a more classic curved-top look without moving away from the strength and neat finish of aluminium. With its vertical solid infill and single curved top line, it creates a more decorative and more elegant entrance than a flat-top gate, while still keeping a substantial, reassuring feel.

As part of the AGBE bespoke collection, the Amber offers a more substantial route than a stock gate. It is a strong choice for homeowners who want privacy, a softer traditional shape, and broader finish flexibility.


### Available formats



Driveway Swing Gates



Side Gates



Driveway Sliding Gates



Pedestrian Gates

### Stock Swing Sizes

Widths: Up to 5000mm

Heights: Up to 2400mm

### Sliding Gate Sizes

Widths: Up to 6000mm

Heights: Up to 2400mm

### Construction

Amber sits within the heavier-duty bespoke construction route, designed around thicker profiles and automation-ready installations.

### Important to know

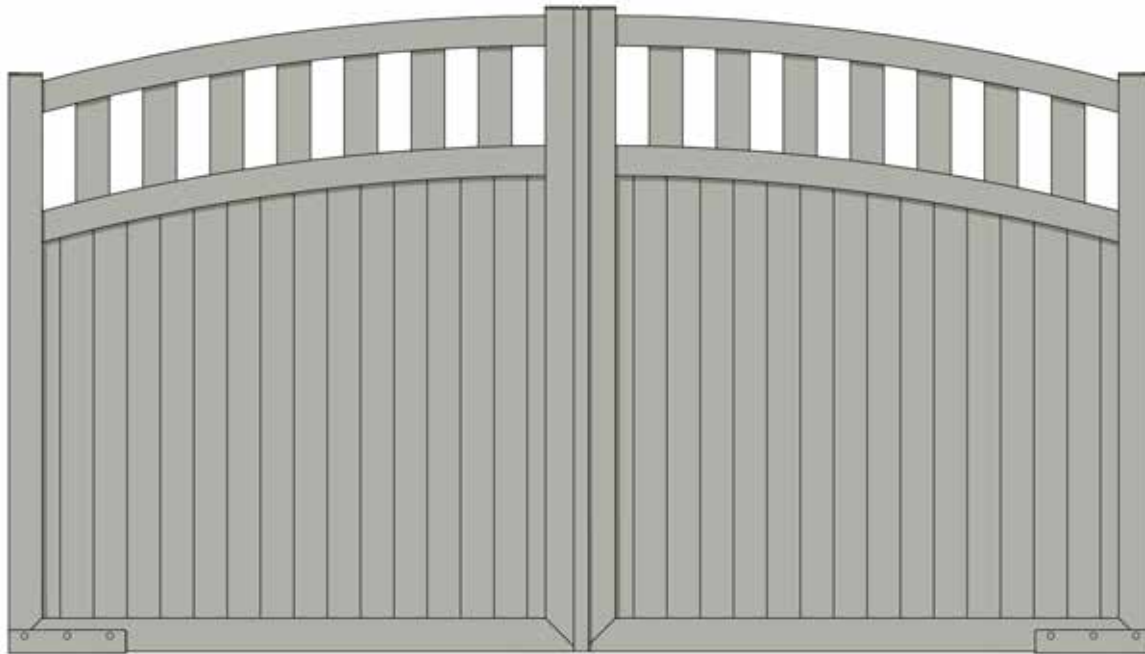
Amber works particularly well where the customer wants privacy and a traditional curved-top feel, but the final layout should still be checked against levels, width and operating requirements.



# JET

## Semi-private. Curved top. Classic design. Bespoke availability.

A strong choice for homeowners who want a lighter, more traditional entrance with privacy where it matters most.



## A SEMI-PRIVATE ENTRANCE WITH CLASSIC PROPORTIONS

The Jet is a modern aluminium gate designed for homeowners who want a more traditional curved-top style with a lighter feel than a fully boarded gate. With solid infill on the lower section and open vertical bars above, it gives the entrance both privacy and visual openness, making it feel balanced rather than heavy.

As part of the AGBE bespoke collection, the Jet offers a more substantial route than a stock gate. It is a strong choice for homeowners who want a familiar residential look, but in a cleaner, lower-maintenance aluminium format.

### Available colours:



Other RAL colours are available check page 44

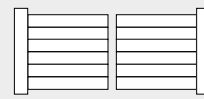
## WHY HOMEOWNERS CHOOSE JET

Jet brings together privacy, openness and a softer curved profile, making it a smart choice for customers who want an entrance without the heaviness of full boarding.

## BEST SUITED TO

Best suited to traditional homes, frontages where full privacy would feel too severe, and homeowners who want a softer entrance style with room for automation.


### Available formats



Driveway Swing Gates



Side Gates



Driveway Sliding Gates



Pedestrian Gates

### Stock Swing Sizes

Widths: Up to 5000mm

Heights: Up to 2400mm

### Sliding Gate Sizes

Widths: Up to 6000mm

Heights: Up to 2400mm

### Construction

Jet sits within the heavier-duty bespoke construction route, giving it thicker profiles and a more automation-ready specification.

### Important to know


Jet is strongest when the homeowner wants a more open upper section than a privacy gate provides, but the final choice should still be checked against site width and operating needs.



# SUNSTONE

## Full privacy. Curved top. Traditional styling. Bespoke availability.

A strong choice for homeowners who want privacy, softer lines, and a more classic entrance presence.



### Available colours:



Other RAL colours  
are available  
check page 44

## WHY HOMEOWNERS CHOOSE SUNSTONE

Sunstone delivers full privacy with a softer curved-top profile, making it ideal for homeowners who want a private frontage without the sharper feel of a flat-top design.

## BEST SUITED TO

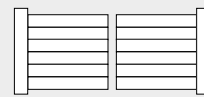
Best suited to privacy-first homes, traditional or transitional properties and detached houses where a softer full-boarded gate will sit more naturally than a flatter contemporary style.

## FULL PRIVACY WITH A MORE TRADITIONAL CURVED-TOP.

The Sunstone is a modern aluminium gate designed for homeowners who want the reassurance of a fully private entrance, but with a softer and more traditional curved-top outline than a flat-top privacy gate. With its solid vertical infill panels and visible horizontal cross profile, it creates a substantial, well-defined entrance that feels secure and elegant.

As part of the AGBE bespoke collection, the Sunstone offers a more substantial route than a stock gate. It is a strong choice for homeowners who want privacy, but with more traditional character and wider finish freedom.


### Available formats



Driveway Swing Gates



Side Gates



Driveway Sliding Gates



Pedestrian Gates

### Stock Swing Sizes

Widths: Up to 5000mm

Heights: Up to 2400mm

### Sliding Gate Sizes

Widths: Up to 6000mm

Heights: Up to 2400mm

### Construction

Sunstone sits within the heavier-duty bespoke construction route, using thicker profiles and an automation-ready specification.

### Important to know

Sunstone is especially effective where privacy is a priority but a flat-top gate would feel too severe; final suitability still depends on site conditions, width and operating method.



# INVERTED SUNSTONE

**Full privacy. Curved top. Traditional styling. Bespoke availability.**

A strong choice for homeowners who want privacy, softer lines, and a more classic entrance presence.



## FULL PRIVACY WITH A MORE TRADITIONAL CURVED-TOP.

The Inverted Sunstone is a semi-private design with a vertical solid infill. Similar to the Alexandrite design the main difference with the Sunstone is the single inverted curve at the top of the gate.

As part of the AGBE bespoke collection, the Sunstone offers a more substantial route than a stock gate. It is a strong choice for homeowners who want privacy, but with more traditional character and wider finish freedom.

### Available colours:



**Other RAL colours are available check page 44**


## WHY HOMEOWNERS CHOOSE SUNSTONE

Sunstone delivers full privacy with a softer curved-top profile, making it ideal for homeowners who want a private frontage without the sharper feel of a flat-top design.

### BEST SUITED TO

Best suited to privacy-first homes, traditional or transitional properties and detached houses where a softer full-boarded gate will sit more naturally than a flatter contemporary style.


### Available formats



Driveway Swing Gates



Side Gates



Driveway Sliding Gates



Pedestrian Gates

### Stock Swing Sizes

Widths: Up to 5000mm

Heights: Up to 2400mm

### Sliding Gate Sizes

Widths: Up to 6000mm

Heights: Up to 2400mm

### Construction

Inverted Sunstone sits within the heavier-duty bespoke construction route, using thicker profiles and an automation-ready specification.

### Important to know

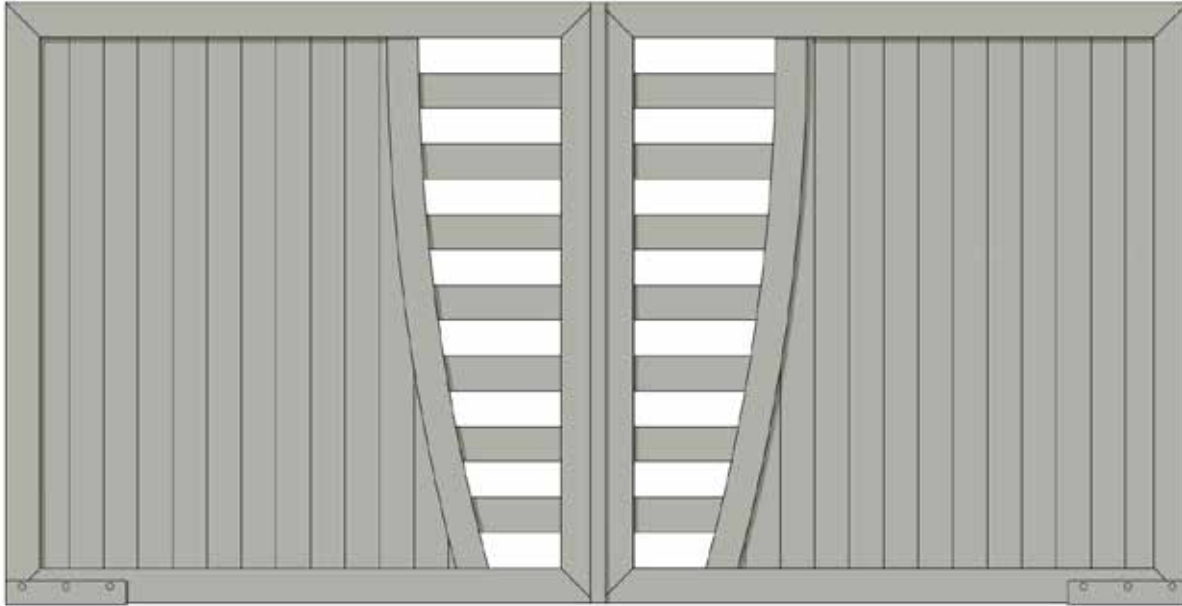
Sunstone is especially effective where privacy is a priority but a flat-top gate would feel too severe; final suitability still depends on site conditions, width and operating method.



# CORAL

## Semi-private. Feature centre. Contemporary design. Bespoke availability.

A strong choice for homeowners who want a more design-led entrance with individuality and a lighter central detail.



### Available colours:



Other RAL colours  
are available  
check page 44

## A MORE EXPRESSIVE CONTEMPORARY GATE WITH FEATURE DETAILING

The Coral is a modern aluminium gate designed for homeowners who want a more distinctive frontage than a straightforward privacy or slatted design.

With its flat top, vertical infill panels and curved centre section of horizontal open bars, it creates a more decorative, design-led look that still feels smart and architectural.

As part of the AGBE bespoke collection, the Coral offers a more tailored route to a semi-private contemporary gate. It is a strong choice for homeowners who want something more individual and more visually striking than a conventional layout.

## SIDE GATES AVAILABLE WITH THIS DESIGN

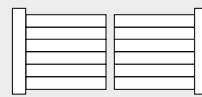
## WHY HOMEOWNERS CHOOSE CORAL

Coral adds real character through its feature centre section, making it ideal for homeowners who want a more distinctive design-led gat.

## BEST SUITED TO

Best suited to modern properties, semi-private frontages and customers who want a gate that feels more individual, more expressive and more like part of the overall design.


### Available formats



Driveway Swing Gates



Side Gates



Driveway Sliding Gates



Pedestrian Gates

### Stock Swing Sizes

Widths: Up to 5000mm

Heights: Up to 2400mm

### Sliding Gate Sizes

Widths: Up to 6000mm

Heights: Up to 2400mm

### Construction

Coral uses 20mm infill boards and a bolted-and-bonded construction route for a more premium bespoke specification.

### Important to know

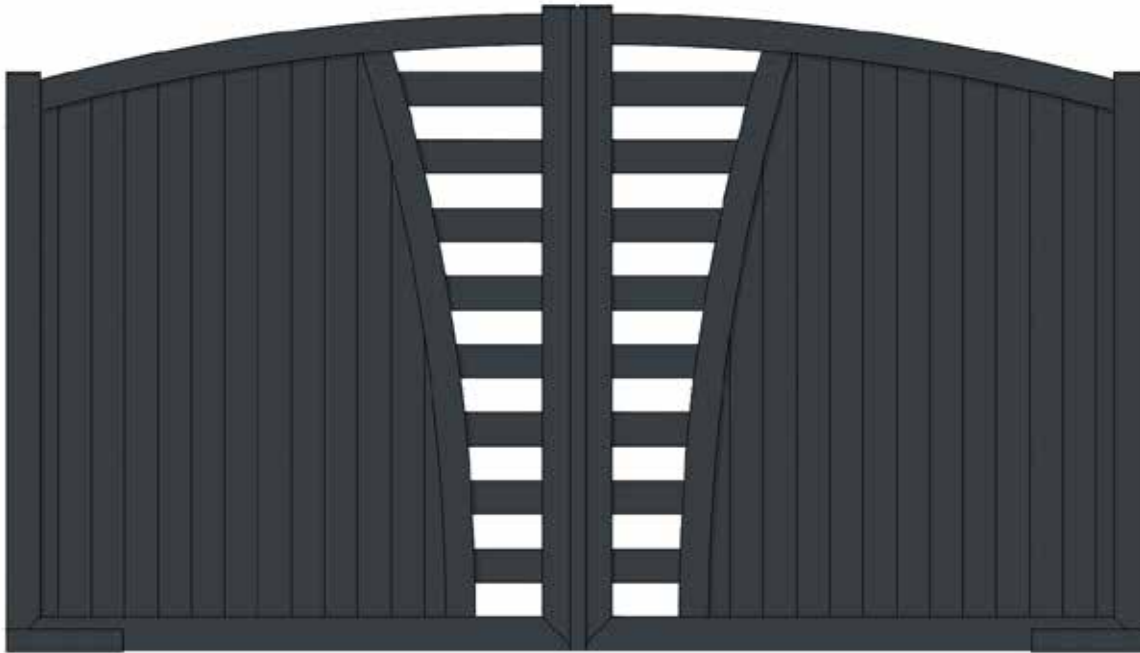
Coral is strongest when the customer wants a more design-led frontage rather than a purely functional gate, but the final choice should still be confirmed against site dimensions and privacy needs.



# CELESTE

## Semi-private. Curved top. Elegant design. Bespoke availability.

A strong choice for homeowners who want a lighter, more decorative entrance with refined traditional character.



## CURVED ELEGANCE WITH A LIGHTER, DECORATIVE FEEL

The Celeste is a modern aluminium gate designed for homeowners who want a more elegant, more decorative entrance than a plain privacy gate. With its curved top, vertical infill panels and open bars at the centre of each leaf, it creates a softer and lighter visual rhythm that works especially well on homes where kerb appeal matters as much as privacy.

As part of the AGBE bespoke collection, the Celeste offers a more tailored route to a semi-private aluminium gate. It is a strong choice for homeowners who want a gate that feels more refined and less severe than a fully enclosed design.

**SIDE GATES AVAILABLE WITH THIS DESIGN**

### Available colours:



**Other RAL colours are available check page 44**

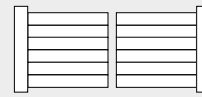
## WHY HOMEOWNERS CHOOSE CELESTE

Celeste brings softer styling and a lighter semi-private layout, making it a choice for homeowners who want elegance rather than visual heaviness at the entrance.

## BEST SUITED TO

Best suited to decorative residential frontages, traditional and transitional homes, and projects where the gate should feel softer, more elegant and less enclosed than a privacy design.


### Available formats



Driveway Swing Gates



Side Gates



Driveway Sliding Gates



Pedestrian Gates

### Stock Swing Sizes

Widths: Up to 5000mm

Heights: Up to 2400mm

### Sliding Gate Sizes

Widths: Up to 6000mm

Heights: Up to 2400mm.

### Construction

Celeste sits within the bespoke construction route, giving it a more premium specification than a simplified stock gate.

### Important to know


Celeste is strongest where the customer wants a lighter, more elegant entrance than a full-privacy gate provides, but final suitability still depends on style, width and operating method.



# DIAMOND

## Full privacy. Feature detailing. Premium design. Bespoke availability.

A strong choice for homeowners who want privacy with a more high-spec, more architectural finish.



### Available colours:



Other RAL colours  
are available  
check page 44

## WHY HOMEOWNERS CHOOSE DIAMOND

Diamond combines privacy with premium detailing, making it ideal for customers who want a clean gate that feels sharper, more distinctive and more high-end.

## BEST SUITED TO

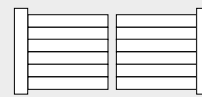
Best suited to higher-end contemporary homes, privacy-first design-led projects and entrances where the gate should make a clear visual statement rather than quietly disappear.

## FULL PRIVACY WITH PREMIUM CONTEMPORARY DETAILING

The Diamond is a modern aluminium gate designed for homeowners who want privacy, but with more architectural detailing than a plain boarded design. With its full-privacy layout, brushed aluminium detailing and square frosted panels on each leaf, it creates a more high-spec and more distinctive frontage.

As part of the AGBE bespoke collection, the Diamond offers a more premium route to a private contemporary gate. It is a strong choice for homeowners who want the gate to feel like a design feature, not just a boundary.


### Available formats



Driveway Swing Gates



Side Gates



Driveway Sliding Gates



Pedestrian Gates

### Stock Swing Sizes

Widths: Up to 5000mm

Heights: Up to 2400mm

### Sliding Gate Sizes

Widths: Up to 6000mm

Heights: Up to 2400mm

### Construction

Diamond sits within the bespoke gate family and is specified as a more premium design-led route rather than a simplified stock gate.

### Important to know

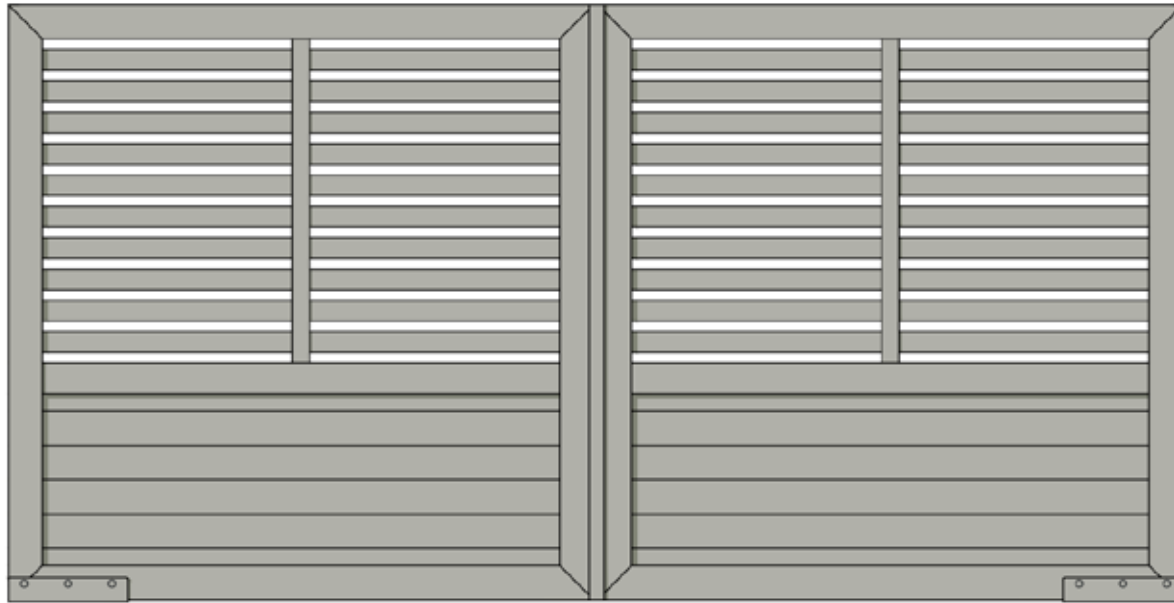
Diamond is best when the customer wants privacy and a more premium visual statement than a standard boarded design provides, but final suitability still depends on dimensions and access method.



# TOURMALINE

## Semi-private. Louvred top. Flat top. Bespoke availability.

A strong choice for homeowners who want modern styling with a better balance of privacy, airflow, and visual lightness.



## A BALANCE OF PRIVACY, AIRFLOW AND MODERN DESIGN

The Tourmaline is a modern aluminium gate designed for homeowners who want a more contemporary entrance without the full visual weight of a fully boarded gate. With louvred panels at the top and close-board panels at the bottom, it creates a smart semi-private layout that feels layered, practical and modern.

As part of the AGBE bespoke collection, the Tourmaline offers a more tailored route to a semi-private flat-top gate. It is a strong choice for homeowners who want privacy where it matters, but with more lightness and airflow than a full-privacy design.

### Available colours:



Other RAL colours are available check page 44

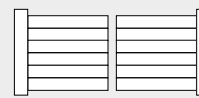
## WHY HOMEOWNERS CHOOSE TOURMALINE

Tourmaline balances privacy, airflow and a flat-top look, making it a practical option for homeowners who want a lighter feel without losing control at the entrance.

## BEST SUITED TO

Best suited to contemporary homes, customers who want semi-privacy rather than full enclosure, and properties where airflow and visual lightness matter as much as style.


### Available formats



Driveway Swing Gates



Side Gates



Driveway Sliding Gates



Pedestrian Gates

### Stock Swing Sizes

Widths: Up to 5000mm

Heights: Up to 2400mm

### Sliding Gate Sizes

Widths: Up to 6000mm

Heights: Up to 2400mm

### Construction

Tourmaline sits within the bespoke construction route, giving it a more premium specification than a simplified stock design.

### Important to know

Tourmaline is strongest where the homeowner wants a flat-top contemporary gate without the full visual weight of full boarding; final choice should still be confirmed against privacy goals and operating method.




WINDY  
AGRES

# CINNABAR

## Semi-private. Flat top. Traditional design. Bespoke availability.

A strong choice for homeowners who want a classic entrance look in a cleaner, lower-maintenance material.



## TRADITIONAL GATE IN A MORE MODERN MATERIAL

The Cinnabar is a modern aluminium gate designed for homeowners who want a more traditional entrance layout without the upkeep issues associated with timber. With its flat top, solid lower infill and open bars above, it creates a semi-private design that feels familiar, residential and practical.

As part of the AGBE bespoke collection, the Cinnabar offers a more substantial route than a stock gate. It is a strong choice for homeowners who want classic proportions, a cleaner aluminium finish and more finish choice than a stock gate allows.

### Available colours:



Other RAL colours are available check page 44

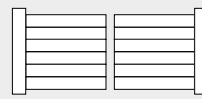
## WHY HOMEOWNERS CHOOSE CINNABAR

Cinnabar blends residential character with the ownership experience of aluminium, making it a strong option for customers who want tradition without the upkeep.

## BEST SUITED TO

Best suited to traditional homes, flat-top classic frontages and customers who want semi-privacy rather than full boarding, with enough flexibility for a more tailored finish.


### Available formats



Driveway Swing Gates



Side Gates



Driveway Sliding Gates



Pedestrian Gates

### Stock Swing Sizes

Widths: Up to 5000mm

Heights: Up to 2400mm

### Sliding Gate Sizes

Widths: Up to 6000mm

Heights: Up to 2400mm

### Construction

Cinnabar uses 20mm infill boards and a bolted-and-bonded bespoke construction route for a more premium specification.

### Important to know


Cinnabar is especially effective when the customer wants a more traditional feel in a modern, low-maintenance material, but the final setup still depends on property proportions and operating method.



# ORCHID

## Full privacy. Frosted detail. Contemporary design. Bespoke availability.

A strong choice for homeowners who want privacy with a cleaner, more premium architectural finish.



## COMPLETE PRIVACY WITH SUBTLE PREMIUM DETAILING

The Orchid is a modern aluminium gate designed for homeowners who want a private entrance with more visual refinement than a plain boarded gate. With its fully private design and frosted glass detailing on the inner section of each leaf, it creates a more premium, more design-led finish without losing the security and privacy benefits of a solid gate.

As part of the AGBE bespoke collection, the Orchid offers a more tailored route to a high-spec contemporary gate. It is a strong choice for homeowners who want privacy, but also want the gate to feel like part of the architecture rather than just a boundary feature.

### Available colours:



Other RAL colours are available check page 44

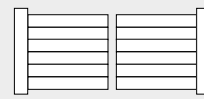
## WHY HOMEOWNERS CHOOSE ORCHID

Orchid combines privacy with subtle detailing, making it ideal for customers who want a gate that feels clean, refined and more high-spec than a plain boarded design.

## BEST SUITED TO

Best suited to modern homes, privacy-first projects and customers who want a more architectural entrance with premium visual detail built into the design.


### Available formats



Driveway Swing Gates



Side Gates



Driveway Sliding Gates



Pedestrian Gates

### Stock Swing Sizes

Widths: Up to 5000mm

Heights: Up to 2400mm

### Sliding Gate Sizes

Widths: Up to 6000mm

Heights: Up to 2400mm

### Construction

Orchid sits within the bespoke construction route, giving it a more premium specification than a simplified stock gate.

### Important to know

Orchid is most effective where the gate is intended to feel premium and contemporary as well as private, but the final brief still depends on site layout, access method and design intent.



# ALEXANDRITE

## Semi-private. Open upper section. Versatile design. Bespoke availability.

A strong choice for homeowners who want a practical balance of privacy, openness, and everyday versatility.



### Available colours:



Other RAL colours  
are available  
check page 44

## WHY HOMEOWNERS CHOOSE ALEXANDRITE

Alexandrite offers a smart middle ground between privacy and openness, making it a dependable all-round choice for customers who want balance rather than extremes.

### BEST SUITED TO

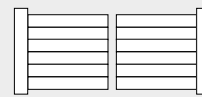
Best suited to homes where full privacy would feel too heavy, customers wanting a practical all-rounder, and properties where a balanced semi-private layout feels right.

## A PRACTICAL BALANCE OF PRIVACY AND OPENNESS

The Alexandrite is a modern aluminium gate designed for homeowners who want a gate that feels secure and substantial without becoming fully enclosed. With its vertical solid infill and open bars on the top section, it creates a semi-private layout that feels usable, balanced and easy to place across a wide variety of homes.

As part of the AGBE bespoke collection, the Alexandrite offers a more substantial route than a stock gate. It is a strong choice for homeowners who want a gate that is practical, versatile and less visually heavy than a full-privacy boarded design.


### Available formats



Driveway Swing Gates



Side Gates



Driveway Sliding Gates



Pedestrian Gates

### Stock Swing Sizes

Widths: Up to 5000mm

Heights: Up to 2400mm

### Sliding Gate Sizes

Widths: Up to 6000mm

Heights: Up to 2400mm

### Construction

Alexandrite uses 3mm end profiles, a 3mm/4mm cross-profile arrangement, 20mm infill boards and a bolted-and-bonded bespoke construction route.

### Important to know

Alexandrite is strongest where a homeowner wants a balanced middle ground between privacy and openness, but the final setup should still be checked against levels, clearance and operating method.



# CARMINE

**Full privacy. Feature detailing. Statement design. Premium bespoke availability.**

A strong choice for homeowners who want a bolder, more architectural entrance with a true statement feel.



## A STRONGER STATEMENT GATE WITH PREMIUM CONTEMPORARY CHARACTER

The Carmine is a modern aluminium gate designed for homeowners who want a bolder, more architectural entrance than a standard infill design provides. With full aluminium panels, frosted detailing at the centre point of each leaf, and a vertical profile that breaks up the larger surfaces, it creates a confident, design-led frontage.

As part of the AGBE premium bespoke collection, the Carmine offers a more elevated route than standard stock or lighter bespoke families. It is a strong choice for homeowners who want the gate to feel like a statement feature as well as a practical entrance system.

### Available colours:



**Other RAL colours are available check page 44**

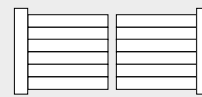
## WHY HOMEOWNERS CHOOSE CARMINE

Carmine delivers a bolder, architectural feel, making it ideal for homeowners who want the gate to become a feature of the frontage.

### BEST SUITED TO

Best suited to premium contemporary homes, statement entrances and projects where the gate should communicate quality, confidence and a stronger architectural identity.


### Available formats



■ Driveway Swing Gates



■ Side Gates



■ Driveway Sliding Gates



■ Pedestrian Gates

### Stock Swing Sizes

Widths: Up to 5000mm

Heights: Up to 2400mm

### Sliding Gate Sizes

Widths: Up to 6000mm

Heights: Up to 2400mm

### Construction

Carmine uses a stronger welded and bolted construction route for a more premium, more substantial specification.

### Important to know

Carmine is best when the customer wants a more statement-led gate rather than a quieter background design, but the final brief still depends on site conditions, width and access method.



# RUBY

**Semi-private. Horizontal slats. Contemporary design. Stock or bespoke availability.**

A strong choice for homeowners who want a modern, more open entrance with clean architectural styling.



## A LIGHTER, MORE OPEN CONTEMPORARY SLATTED DESIGN

The Ruby is a modern aluminium gate designed for homeowners who want a clean architectural look without the visual weight of a fully private gate. Its slatted layout creates a contemporary, more open appearance that feels modern, welcoming and well suited to a wide range of homes.

Available through both stock-led and bespoke routes, Ruby is a strong choice for homeowners who want the same broad design language with different levels of flexibility around size, finish and operating format.

### Available colours:



**Other RAL colours are available check page 44**

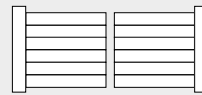
## WHY HOMEOWNERS CHOOSE RUBY

Ruby combines clean horizontal slats with a lighter, more welcoming feel, making it ideal for homeowners who want modern design.

## BEST SUITED TO

Best suited to contemporary homes, customers who want a more open entrance, and projects where a slatted modern look suits the property better than full privacy boarding.


### Available formats



■ Driveway Swing Gates



■ Side Gates



■ Driveway Sliding Gates



■ Pedestrian Gates

### Stock Swing Sizes

Widths: 3000mm, 3500mm and 4000mm

Heights: 1600mm, 1800mm and 2000mm

### Sliding Gate Sizes

Widths: Up to 6000mm

Heights: Up to 2400mm

### Construction

Stock Ruby sits in the bolted stock family, while bespoke Ruby uses heavier bespoke construction with a 3mm/4mm cross-profile arrangement and 20mm infill boards.

### Important to know


Ruby is an excellent design when the homeowner wants a more open modern gate rather than a privacy board gate; the key decision is whether stock simplicity or bespoke flexibility is the better fit.



# RUBY (VERTICAL)

**Semi-private. Vertical emphasis. Contemporary design. Bespoke-led availability.**

A strong choice for homeowners who want the clean modern feel of Ruby with a more upright architectural stance.



## Available colours:



**Other RAL colours are available check page 44**

## WHY HOMEOWNERS CHOOSE RUBY (VERTICAL)

Ruby (Vertical) gives homeowners the contemporary simplicity of Ruby with a stronger, more upright presentation, where vertical rhythm feels more architectural.

## BEST SUITED TO

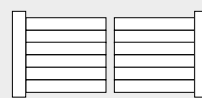
Best suited to modern homes, customers who prefer vertical emphasis over horizontal slats, and projects where a cleaner, more upright frontage feels right for the property.

## A MORE UPRIGHT TAKE ON THE RUBY DESIGN LANGUAGE

Ruby (Vertical) is best positioned as the more structured counterpart to the standard Ruby. It keeps the same contemporary family feel, but shifts the visual rhythm into a more upright, more architectural presentation for homeowners who prefer vertical emphasis over horizontal slats.

Within the AGBE collection, Ruby (Vertical) should be treated as a bespoke-led option until the final source page or supplier specification is confirmed. It is a strong choice for homeowners who like Ruby's simplicity but want a different stance at the entrance.


## Available formats



Driveway Swing Gates



Side Gates



Driveway Sliding Gates



Pedestrian Gates

## Stock Swing Sizes

Widths: 3000mm, 3500mm and 4000mm

Heights: 1600mm, 1800mm and 2000mm

## Sliding Gate Sizes

Widths: Up to 6000mm

Heights: Up to 2400mm

## Construction

Stock Ruby sits in the bolted stock family, while bespoke Ruby uses heavier bespoke construction with a 3mm/4mm cross-profile arrangement and 20mm infill boards.

## Important to know

Ruby is an excellent design when the homeowner wants a more open modern gate rather than a privacy board gate; the key decision is whether stock simplicity or bespoke flexibility is the better fit.

# CUSTOMISABLE GATE COLOURS

## The right colour finishes the whole entrance

A gate does more than secure the property — it becomes part of the overall look of the home. The right colour can help it blend beautifully with brickwork, windows, doors and surrounding boundaries, or create a stronger contrast for a more modern statement.

With RAL colour options, your gate can be tailored to suit the style of the property rather than limited to a small standard palette. AGBE's brochure already positions the aluminium gate range as available in any RAL colour, with woodgrain finishes also available across the range.

Whether you want a soft neutral shade, a bold architectural grey, or something more individual, colour choice gives you more freedom to create a gate that feels right for your home. It is one of the simplest ways to make the finished entrance feel more bespoke.

- **Any RAL colour available.**
- **Helps match windows, doors and exterior features.**
- **Ideal for both modern contrast and softer coordinated finishes.**
- **A simple way to create a more bespoke result.**

Scan for all the colours



# ALUMINIUM FENCING

## Privacy, style and a more complete boundary solution

Aluminium fencing is a simple way to give a property a cleaner, smarter and more secure finish. Whether the aim is to create more privacy, define the edge of a driveway, or complete the look of a gate installation, aluminium fencing offers a modern alternative to timber, composite or steel.

Available in both full privacy and slatted styles, aluminium fencing can be tailored to suit different properties and different levels of screening. A full-boarded design is ideal where privacy is the priority, while slatted fencing offers a more open, contemporary look that still gives the boundary strong visual definition.

One of the biggest advantages of aluminium fencing is how easy it is to live with. It will not rust, rot or warp, is virtually maintenance-free, and is designed to perform well in all weather conditions. With powder-coated finishes and a wide choice of colours, it offers a long-term solution for homeowners who want lasting appearance without the ongoing upkeep often associated with traditional materials.

The fencing is available in standard 1.83m bay widths with heights from 600mm to 2400mm, and bespoke sizes can also be produced where required. It can be installed bolt-down or inground, and fitted between steel posts, concrete posts or brick pillars, making it suitable for a wide range of applications, from side boundaries and garden screening to driveway edges and complete front-of-property schemes.

For AGBE, aluminium fencing works naturally alongside automated and aluminium gate projects. It helps carry the same design language across the wider frontage, so the finished result feels more complete and better resolved rather than stopping at the gate itself. It is a practical way to add privacy, improve security and create a more polished overall entrance.

- **Choose between full privacy or slatted aluminium fencing styles.**
- **Made from T6 6063 high-grade aluminium.**
- **Standard 1.83m bay width with heights from 600mm to 2400mm.**
- **Can be fitted between steel posts, concrete posts or brick pillars, and installed bolt-down or inground.**



# COLOUR MATCHED POSTBOX

## Complete the entrance, not just the gate

A premium gate installation is about more than the gate alone. The most successful entrances feel considered from every angle, with each detail working together to create a stronger overall impression. A colour matched postbox helps achieve exactly that. Rather than looking like a practical item added later, it becomes part of the entrance itself, supporting the same clean finish, sharper detailing and more coordinated appearance that homeowners choose aluminium gates for in the first place.

There is also a day-to-day benefit to getting this detail right. A postbox is something the homeowner uses regularly, so when it is integrated properly it improves convenience without disrupting the look of the frontage. That matters particularly on homes where the entrance is expected to feel smart and complete, not pieced together. A matching postbox supports that sense of quality and helps the gate installation feel like part of a broader design decision, not just a practical purchase.

For many homeowners, that is exactly what makes the difference between a gate that looks good and a gate that makes the whole property feel more finished. It is a small addition, but one that brings the entrance together in a way that feels thoughtful, practical and complete.

- **Colour matched to suit the overall entrance design.**
- **Creates a more coordinated, premium-looking frontage.**
- **Adds everyday convenience without compromising appearance.**
- **Particularly effective alongside pedestrian gates and complete entrance schemes.**



# ELECTRIC DROP LOCK

**A gate should feel secure when it is closed, not just impressive when it opens**

When homeowners think about electric gates, they usually think first about movement. The opening and closing action is the part they see, hear and use every day. But one of the most important parts of an automated gate system is what happens when the gate reaches its closed position. It needs to feel properly held, properly secured and properly supported. That is where an electric drop lock adds real value. It strengthens the closed position of the gate and helps the system feel more solid and more reassuring in everyday use.

The bolt AGBE uses is the Locinox Electradrop, a fail-secure 24V motorised drop bolt with a 115 mm throw for safe locking of automated swing gates. It adds secure latching and helps reduce the load on the electric gate motors. That second point is especially important, because it means the lock is not only about security - it also supports the mechanical performance of the system itself. In other words, it is a better engineered solution as well as a stronger locking one.

For homeowners, this is the kind of upgrade that often makes more sense once it has been explained properly. It is not there for appearance. It is there to make the whole gate feel more complete as a working system. On a high-quality aluminium gate, where appearance and automation are already being combined, an electric drop lock helps bring the security side of the installation up to the same standard.

- **Locinox Electradrop motorised drop bolt.**
- **24V fail-secure design with 115 mm throw.**
- **Designed for automated swing gates.**
- **Adds secure latching and helps reduce strain on the motors.**



# LONG RANGE FOBS

## Better access starts before you reach the gate

One of the biggest advantages of an automated gate is convenience, but the quality of that convenience depends on how naturally the system works when you approach it. A good remote should make access feel effortless, not delayed or awkward. That is why long range fobs can make such a noticeable difference. They improve the experience before the gate even starts to open, making the arrival feel smoother, easier and more intuitive.

The remote AGBE uses is the Nice ON3ELR, a 3-channel 433.92 MHz bidirectional transmitter using LoRa long-range radio technology. It is particularly suitable for long-distance control up to 1 km in the right conditions and for locations with a high level of radio disturbance. It also provides visual and vibration feedback to confirm that the command has been received, and an information function that can show whether the gate is open, closed or partially open. Those details translate directly into something much simpler for the homeowner: greater ease of use and greater confidence that the gate has responded as expected.

This is especially valuable on longer driveways, awkward approaches, or properties where the user wants the system to feel as seamless as possible in bad weather or at busy times of day. Instead of waiting until the last moment, the entrance begins to work with you earlier. That makes the entire gate system feel more refined, and it supports the convenience-led promise of automated aluminium gates.

- **Nice ON3ELR 3-channel bidirectional remote.**
- **LoRa long-range technology.**
- **Control up to 1 km in suitable conditions.**
- **Visual and vibration feedback, plus gate-status information.**



# LIGHTING TO GATE POSTS OR PILLARS

## **An entrance should still feel impressive after dark**

A gate changes the appearance of a property in the daytime, but lighting is what helps that improvement carry through into the evening. It gives the entrance more presence, improves visibility, and helps the overall installation feel warmer, more welcoming and more complete. For homeowners who are already investing in a gate to improve the look of the frontage, this can be one of the most effective finishing touches.

There is a practical side to it too. Well-placed lighting makes posts, pillars and the entrance itself easier to read when arriving home after dark. It helps the gate continue to do its visual job even when natural light has gone, which is important because aluminium gates are often chosen as much for their kerb appeal as for their security. Lighting is therefore a natural extension of the gate installation rather than a separate decorative add-on.

The offer itself is straightforward. If lights are fitted on gate posts or pillars, AGBE fits them free of charge, with the customer only paying for the timer. That makes lighting an easy enhancement to include while the entrance is being completed properly, adding both practicality and visual impact in one decision.

- **Lighting fitted to gate posts or pillars.**
- **Helps the entrance feel more welcoming and more premium after dark.**
- **Improves visibility around the entrance.**
- **AGBE fits the lights free of charge - you only pay for the timer.**



# INTERCOM OPTIONS

**See who is there. Speak from anywhere. Open with confidence.**

Adding an intercom to an automated gate makes everyday access easier and gives homeowners more control over who enters the property. The AES range includes IP video, GSM audio, and wireless handset systems, so the intercom can be chosen to suit both the gate setup and the way the customer wants to use it.

For customers who want the most convenience, the Opyn video range allows them to view live video, speak to visitors through an app, and stay connected whether they are at home or away. Features across the range include night vision, activity logs, QR code access, automatic opening times, and support for multiple users and devices.

Where a simpler solution is preferred, GSM intercoms offer dependable access by calling a home phone or mobile when a visitor presses the button. The catalogue also highlights added features such as two relays, two-factor authentication, keypad lockout, customisable LED lighting, and remote diagnostics on the more advanced GSM models.

For properties where an internal handset is a better fit, the wireless DECT systems provide another option. The DECT 603 offers up to 400 metres open field range and up to 4 indoor handsets, while the DECT 703 is designed for shared entrances with up to 4 call buttons, each calling a different handset.

Because AGBE can offer different intercom types, panel styles and levels of access control, the intercom becomes part of a complete entrance system rather than just an add-on. It is a simple way to make an automated gate feel more secure, more convenient and more tailored to the property.

- **Video, GSM and wireless options available**
- **App control, live video and remote opening available on selected systems**
- **Ideal for improving security, convenience and day-to-day access**
- **Can be chosen to suit both the property and the gate system**



# WHY USE AGBE

**The right gate matters. The right team behind it matters even more.**

Choosing a gate or access system is not just about the product itself. It is about knowing the system will be designed properly, installed correctly, and supported long after the job is finished. That is where AGBE stands apart. We do more than supply gates — we provide complete access solutions built around security, convenience, safety and long-term reliability.

AGBE combines installation, automation, repair and maintenance under one roof, so customers are not left dealing with different companies for different parts of the job. The business presents itself as Gate Safe affiliated and DHF-qualified, with tailored liability insurance and experience across all areas of automation, from new installations to fault finding and upgrades to existing manual gates. In many cases, manual gates can be automated with as little as a 230V supply, giving homeowners a practical and cost-effective way to improve security without starting from scratch.

Just as importantly, AGBE supports customers beyond installation day. The company offers three flexible service plans, 24/7 support, and one free maintenance visit after 12 months on new installations. Its servicing approach includes routine inspections of motors, hinges, tracks and safety features, helping customers protect both performance and reliability over time.

For customers, that means peace of mind. You are not simply choosing a gate. You are choosing a company that focuses on safe, professional installation, ongoing support and solutions tailored to how your property actually works. AGBE's own site highlights 30+ years of experience, 500+ safer clients, and a focus on bespoke security with seamless access, which is exactly the kind of reassurance customers want when making an investment in their home or premises.

- **Gate Safe affiliated and DHF-qualified.**
- **Installation, repair, maintenance and automation support.**
- **Three flexible service plans, 24/7 support, and free maintenance after 12 months on new installations.**
- **30+ years of experience and 500+ safer clients.**





## WARRANTY

### **Confidence should last beyond installation day**

A new gate is not a short-term purchase. It changes the way a property looks, how it functions, and how it is accessed day after day.

The warranty offer is: 10 years on the aluminium gates and 3 years on the automation when it is serviced yearly.